



QUICK START GUIDE



THANK YOU FOR YOUR PURCHASE OF



PRODUCTS

POWERED BY



Bell

SENSING TECHNOLOGIES®



GETTING STARTED: PORTAL

www.BellSensing.com



1 Click on **CUSTOMER LOG IN** button in top right hand corner



2 Click Don't have an account? [Register](#)
(A) Create New user profile with valid email and set password
(B) Create Company Profile including address and company details



3 Check your email for verification, and click link to activate profile

4 **LOG IN**, then click on **"Accounts"** and select **New Account**



5 Fill in account details and settings, and click **CREATE ACCOUNT** to save





NEXT STEP: APP

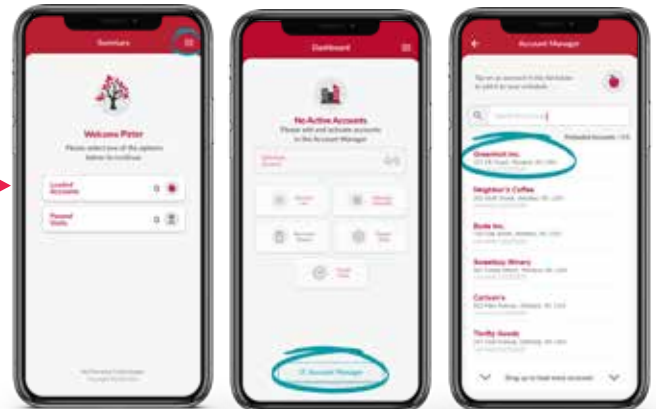


1 **DOWNLOAD** the **Bell Sensing APP** on a mobile device or tablet

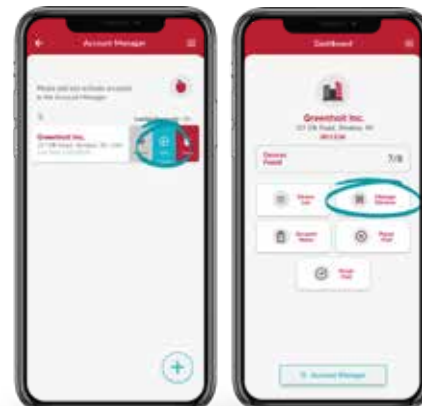


2 Log in to app with email and password used for the portal

3 Select **Loaded Accounts** and choose the account recently created in the portal



4 Select desired account and press **Start** to begin service visit








5 On the home dashboard, select **Manage Devices**

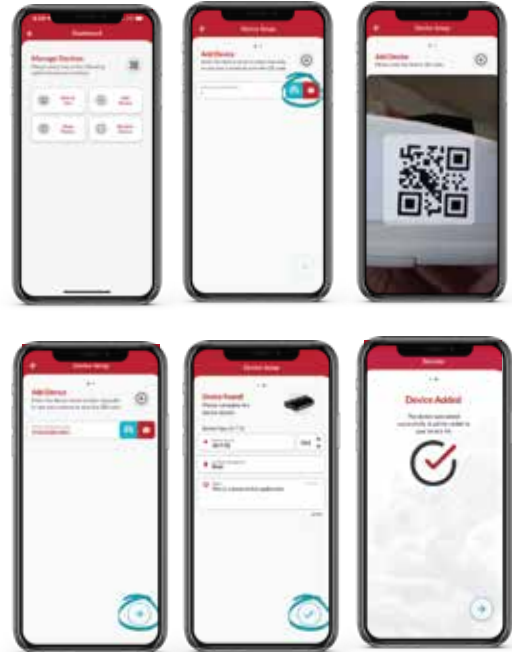


START SENSING: ADDING DEVICES



CHECK OUT THE
IN-APP TRAINING
VIDEOS FOR HELP
WITH ADDING
DEVICES!

- ▶ **1** After selecting , press 
- 2** Select Camera icon  to scan the QR code on the  device
- 3** Select blue arrow and activate the  device sensor according to device type below
- 4** Name device, enter device location, add bait if using a bait station, and add any custom notes to that device and press the blue check mark to add



TECHNICIAN TIP: Enter the same exact device name for same device types and the number will tick up automatically. Using this tip will only require you to type the device name on the first add. (Example: Device Name – Bait Station 001, the next added same device type will automatically add Bait Station and tick the number up to 002). Do not add a number in the device name field.

- 5** Once all devices are successfully added to the account, ensure to go back to the Account Dashboard and click . Finally, click the green check mark icon in bottom right hand corner of Finish Visit screen and click  to finish the service visit which will send the data to the cloud to ensure all devices are saved to the selected account



HOW TO WAKE UP DEVICES





PRODUCT LINE UP

POWERED BY
Bell
SENSING TECHNOLOGIES



EXPRESS iQ

- ▶ Holds up to eight blox of bait
- ▶ Holds up to 2 T-Rex® or T-Rex® iQ® rat traps OR 2 Mini-Rex® traps
- ▶ EVO® key for fast opening
- ▶ Simply replace old tray with new iQ® tray in existing station
- ▶ Know when & where rodents are traveling



LANDSCAPE iQ WEIGHTED

- ▶ Holds up to six blox of bait
- ▶ Holds 1 T-Rex® or T-Rex® iQ® rat trap OR 1 Mini-Rex trap
- ▶ Simply replace old tray with new iQ® tray in existing station
- ▶ EVO® key for fast opening
- ▶ Know when & where rodents are traveling



PULSE MOUSE iQ

- ▶ The first mouse bait station with fully integrated Bluetooth® sensor for detecting and timestamping rodent activity
- ▶ Holds up to four blox of bait
- ▶ Holds 1 Mini-Rex trap
- ▶ EVO® key for fast opening
- ▶ Low, compact footprint, big technology
- ▶ Know when & where rodents are traveling



PULSE RAT iQ

- ▶ The first rat bait station with fully integrated Bluetooth® sensor for detecting and timestamping rodent activity
- ▶ Holds up to eight blox of bait
- ▶ Holds 1 T-Rex® or T-Rex® iQ® rat trap OR 2 Mini-Rex® traps
- ▶ EVO® key for fast opening
- ▶ Know when & where rodents are traveling



24/7 iQ

- ▶ Multiple-catch mouse trap
- ▶ Never check an empty trap again
- ▶ Check traps without access
- ▶ Goodbye ladders, crawlspaces, attics & ceilings until there is a verified catch
- ▶ Use with LTD glueboards for easy cleaning



T-Rex iQ

- ▶ Durable rat trap with sensor
- ▶ Never check an empty trap again
- ▶ Check traps without access
- ▶ Goodbye ladders, crawlspaces, attics & ceilings until there is a verified catch
- ▶ Simple to use: Catch or No Catch

THE FUTURE IS NOW



POWERED BY

 **Bell**
SENSING TECHNOLOGIES®



NO

- SUBSCRIPTION
- CHARGE
- DATA FEES

BUY DEVICES & GET SENSING

FREE • NO CREDIT CARD NEEDED • NO FEE



EXPRESS iQ



24/7 iQ

iQ PRODUCTS

POWERED BY

 **Bell**
SENSING TECHNOLOGIES®



PULSE RAT iQ



PULSE MOUSE iQ



LANDSCAPE iQ
WEIGHTED



T-REX iQ

For information on how the Power of **iQ** products can enhance your rodent control service and solve problems at your accounts, contact your local Pest Control Distributor or visit www.bellsensing.com.

